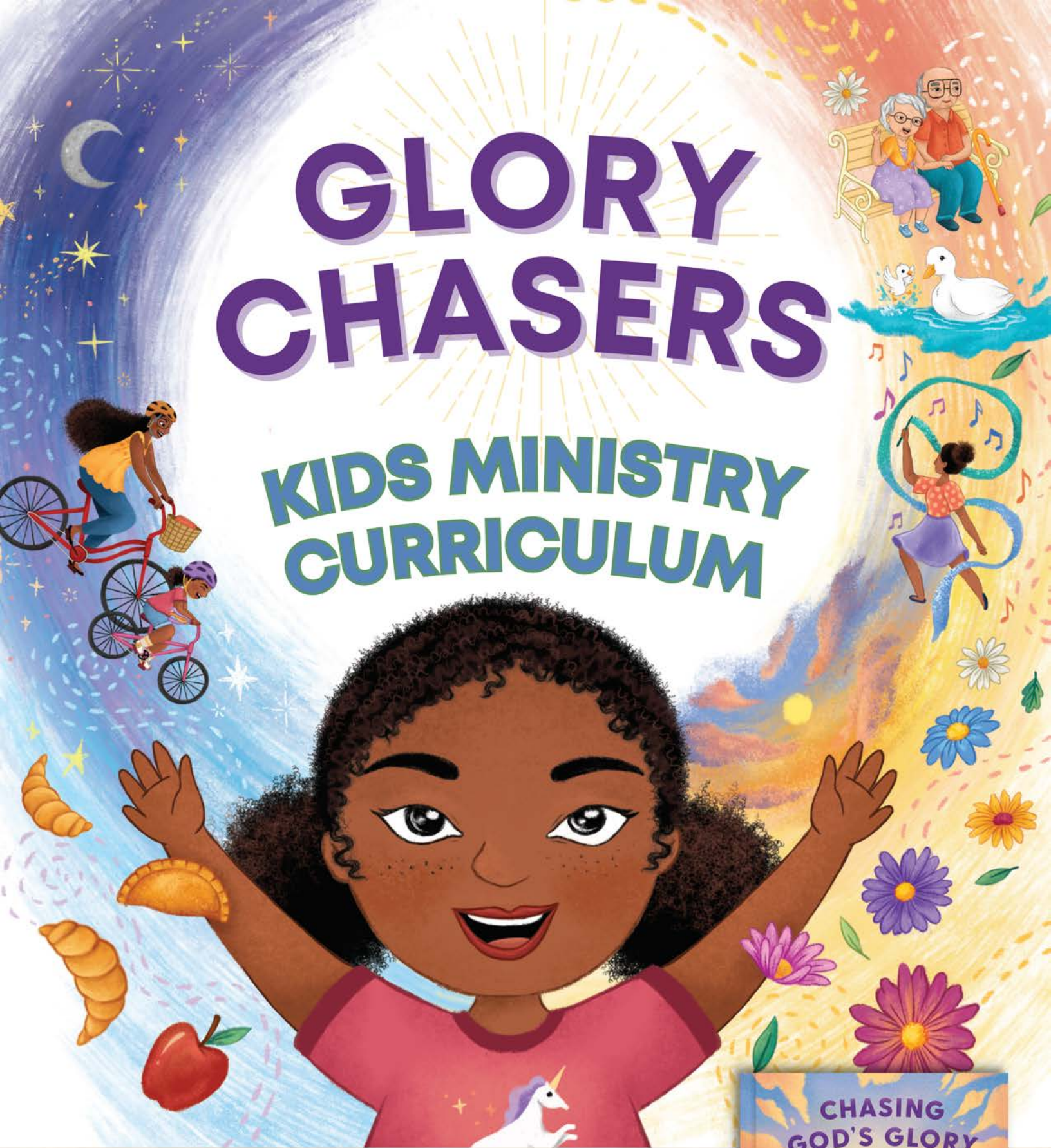


GLORY CHASERS

KIDS MINISTRY CURRICULUM




INSPIRED BY THE PICTURE BOOK

words by

DORINA LAZO GILMORE-YOUNG

art by

ALYSSA DE ASIS



A Note from THE AUTHOR

Hi! I am so glad you downloaded this resource for your children's ministry! Inspired by my picture book, *CHASING GOD'S GLORY*, I hope this curriculum will complement your ministry needs and help you disciple children of God everywhere about the glory of God, how to look for His glory in everyday things, and how to be Glory Chasers for His Kingdom.

For His Glory,
Dorina Lazo Gilmore-Young

Explore a sneak peek of
CHASING GOD'S GLORY

Download a sample at
waterbrookmultnomah.com/glory



Curriculum OVERVIEW

This curriculum can be used as a standalone series, to supplement Sunday School lessons or as a VBS program. The lessons complement the picture book, "Chasing God's Glory" by Dorina Lazo Gilmore-Young.

Lesson Outline

Lesson 1: The Glory in Creation

Lesson 2: The Glory of God's Presence

Lesson 3: The Glory in Worship

Lesson 4: The Glory in Suffering

Lesson 5: The Glory of Heaven

Bonus: YouVersion 5-day kids reading plan

You can also find a family-friendly devotional based on this curriculum on the YouVersion Bible app. Search "Chasing God's Glory" in the "Plans" section of the app or on Bible.com.

Lesson One

THE GLORY IN CREATION

God's story starts in Genesis: "In the beginning, God created the heavens and the earth." As creation unfolded over the days, God said, "Let us make man in our image, after our likeness." Glory begins with God's creation. But how do we explain what God's glory is? God's glory is often associated with His greatness. The imagery of a brilliant white light is referenced in the Bible to describe God's glory (see Exodus 33:18-20). Moses's face was bright and shiny when he returned from Mount Sinai after spending time with God. However, the glory of God is not only revealed in the form of bright light. We can catch glimpses of God's glory in all of His creation. Everything God has made is full of beauty, wonder, power, and perfection. Look closely, observe the beauty of His art all around us, and see His glory in tangible ways.

Another part of the creation story is that God created us in His image to create. He created us as art to create art. And all that we make can also glorify God. How differently would we live if we believed God created us as artists to reflect His glory?

Lesson One

THE GLORY IN CREATION

Bottom Line:

God is glorious. His glory is found in everything (including us!) and displayed in all He has made! We are made to reflect God's glory.

Big Picture Question:

Why did God create everything? And why did God make people in His image? In what ways does creation give God glory?

Memory Verse: Psalm 19:1

"The heavens declare the glory of God; the sky above proclaims his handiwork." (ESV)

Lesson One

THE GLORY IN CREATION

Activities

Bible Drill: Genesis 1:1, Genesis 1:26-27, Isaiah 43:7

Invite children to find the Scriptures mentioned above. The first child to find a verse in the Bible gets to read it aloud. Encourage children to share their thoughts about each Scripture.

“Let’s Go on a Glory Hunt”

Play a scavenger hunt game to help children discover God’s glory all around. Use the printable on page 4 for inspiration.

“Glory, Glory All Around Me”

Using the worksheet on page 5, invite children to illustrate things that reflect God’s glory.

LET'S GO ON A GLORY HUNT

Are you looking for God's glory?
Complete this scavenger hunt and see what you find!

**LOOK IN A MIRROR
AND DRAW YOUR
REFLECTION**

**NAME SOMETHING
YOU MADE OR
CREATED**

**FIND A BIBLE VERSE
THAT HAS THE WORD
"GLORY" IN IT**

**DRAW YOUR
FAVORITE
CREATION
BY GOD**

**LOOK FOR
SOMETHING
THAT IS FUN
TO PLAY WITH**

**SPOT SOMETHING
THAT BRINGS LIGHT**

**FIND YOUR
FAVORITE SNACK**

**FIND SOMETHING
BEAUTIFUL IN YOUR
FAVORITE COLOR**

**PAINT A PICTURE
OF SOMETHING
BEAUTIFUL
IN NATURE
AROUND YOU**

INSPIRED BY THE PICTURE BOOK
CHASING GOD'S GLORY BY DORINA LAZO GILMORE-YOUNG



Glory, Glory ALL AROUND ME

GOD'S GLORY IS ALL AROUND US! IN THE SPACE BELOW,
WRITE OR DRAW ALL THE PEOPLE, OBJECTS, AND PLACES
AROUND YOU THAT REFLECT GOD'S GLORY.



Lesson Two

THE GLORY OF GOD'S PRESENCE

Many people in the Bible have unique encounters with God. Ordinary people experienced God's love in various ways throughout the Old and New Testaments.

Moses was someone in the Bible who got to experience what it meant to be close to God. God was so close to him; Moses could hear God breathing or feel God's arms around him like a big bear hug.

Moses had an important job: To lead God's people out of slavery in Egypt. But Moses didn't have to do it alone. God went with him. God parted the Red Sea so His people could walk through on dry land. Moses even sang a song about it in Exodus 15.

Then God appeared as a big cloud that guided the people in the daytime and a huge flame that lit their way at night. These things reminded Moses and God's people that God was present with them. They were not alone in the desert. And God is present with us today, too.

Lesson Two

THE GLORY OF GOD'S PRESENCE

Bottom Line:

God is omnipresent, which means He is present everywhere. We can find the glory of God through God's presence. We may not see or feel God daily, but He is always there. God is very present in our lives, not only through the Bible but also through the Holy Spirit that dwells inside us.

Big Picture Question:

What are some ways you have experienced God's presence in your life?

Memory Verse: Psalm 139:7-10

"Where can I go to get away from your Spirit? Where can I run from you? If I go up to the skies, you are there. If I lie down where the dead are, you are there. If I rise with the sun in the east, and settle in the west beyond the sea, even there you would guide me. With your right hand you would hold me." (ICB)

Lesson Two

THE GLORY OF GOD'S PRESENCE

Activities

Bible Drill: John 1:14, Hebrews 1:3, John 17:4-5

Invite children to find the Scriptures mentioned above. The first child to find a verse in the Bible gets to read it aloud. Encourage children to share their thoughts about each Scripture.

Make Glory Bookmarks

Invite children to color in their bookmarks using the template on page 9.

"Glory Cube Game"

Print and cut the cube outline on page 10. Assemble the cube and play a game of cube toss. Invite children to take turns tossing the cube and answering the questions they have rolled.

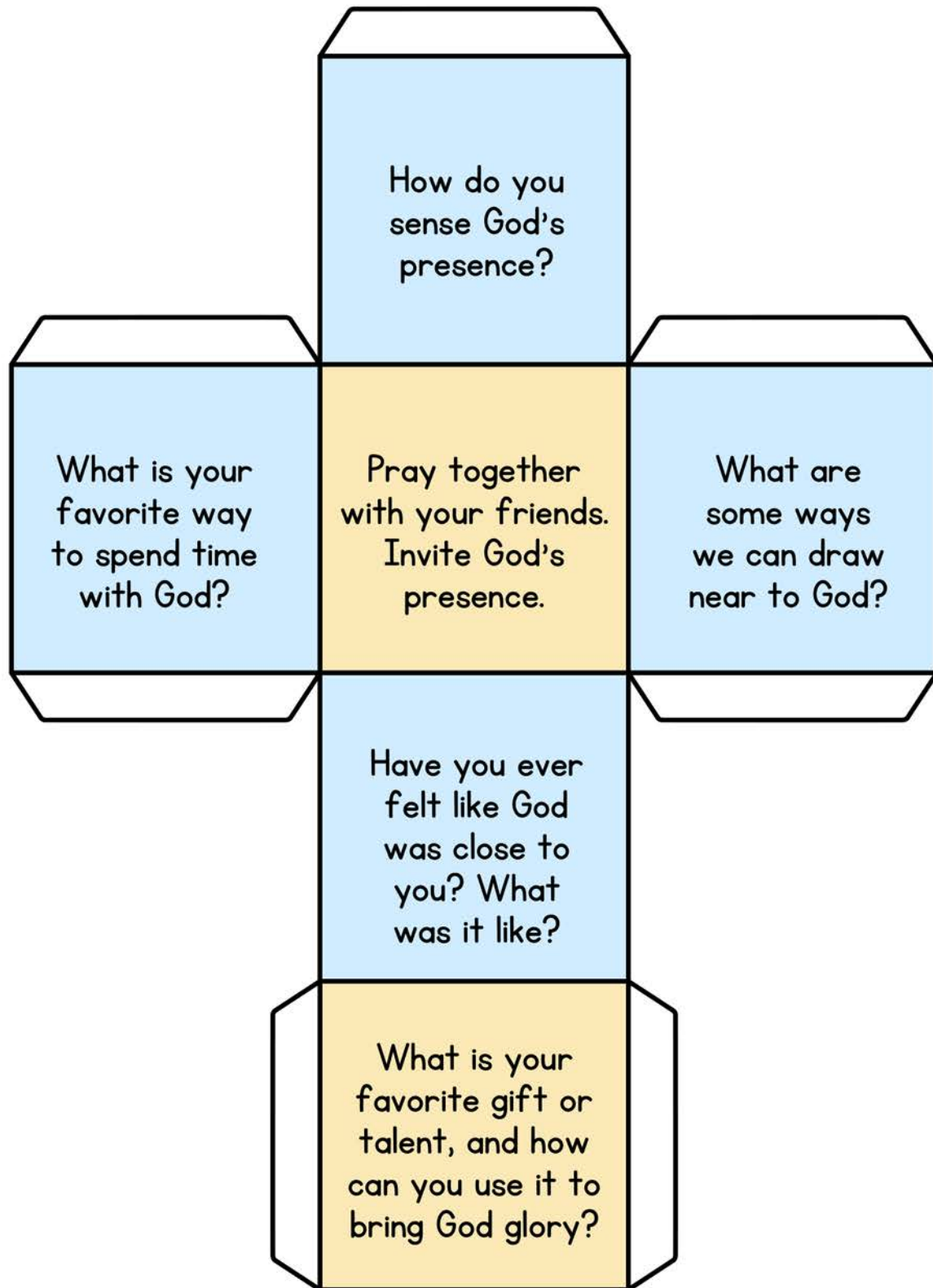
Let's Make GLORY BOOKMARKS

SPREAD GOD'S
GLORY WITH
A HANDMADE
GLORY
BOOKMARK!



 **REPRODUCIBLE** Learn more at WaterBrookMultnomah.com

Glory Cube GAME



Lesson Three

THE GLORY IN WORSHIP

At church on Sundays, we always begin with praise and worship. You may be familiar with the hymn “To God Be The Glory,” which talks about giving God glory. One of the ways we can give God glory is through worship. When we sing, raise our hands, or direct our attention to God, we glorify Him.

Worship is a way of saying thanks to God for what He has created and how he has rescued us by sending His Son, Jesus, as our rescuer.

In the Christmas story, a group of angels called the “heavenly host” in Luke 2 sang and gave glory to God. To the shepherds, they announced the birth of Jesus and praised God, saying, “Glory to God in the highest heaven.”

Lesson Three

THE GLORY IN WORSHIP

Bottom Line:

God has given us a voice to sing to Him and tell others about Him and His glory.

Big Picture Question:

How can we worship and give glory to God?

Memory Verse: Psalm 96:2-3

“Sing to the LORD, bless his name; tell of his salvation from day to day. Declare his glory among the nations, his marvelous works among all the peoples!” (ESV)

Lesson Three

THE GLORY IN WORSHIP

Activities

Bible Drill: Psalm 8:1, Psalm 96:2-3, Philippians 2:11

Invite children to find the Scriptures mentioned above. The first child to find a verse in the Bible gets to read it aloud. Encourage children to share their thoughts about each Scripture.

Singalong: “To God Be the Glory”

Invite children to learn and sing the hymn together.

Create Your Song

Invite children to write their love song to God and create their melody. Or turn their favorite Bible verse into a song!

Lesson Four

THE GLORY IN SUFFERING

There will be days when we go through hard times in our lives. Perhaps you know what it feels like when your feelings are hurt or when someone close to you dies. Sometimes hard things happen, even on good days, and we feel sadness and joy tumbling inside us.

Yet God is with us whenever we are hurting. If we lift our eyes, we can see God's hand of comfort through our most difficult days. We can see Him in the soft colors of a sunrise or feel Him when a loved one gives us a warm hug.

The Bible tells us that God suffered too. And God suffered for us. For our salvation and the forgiveness of our sins, His Son Jesus went through a painful death on the cross. The suffering and death of Jesus made God sad, but this was part of His glory. The death and resurrection of Jesus was God's plan so we could be welcomed into God's family. Jesus rose from the dead and came back to life. There was glory in His resurrection.

Lesson Four

THE GLORY IN SUFFERING

Bottom Line:

We may encounter troubles and challenging things in life, but they are helping us gain eternal glory much greater than the hard times we go through. In all things, we do it for the glory of God.

Big Picture Question:

What happens when life gets hard?

Memory Verse: 1 Corinthians 10:31

“So, whether you eat or drink, or whatever you do, do all to the glory of God.” (ESV)

Lesson Four

THE GLORY IN SUFFERING

Activities

Bible Drill: Isaiah 43:2, 2 Corinthians 4:17, John 16:33

Invite children to find the Scriptures mentioned above. The first child to find a verse in the Bible gets to read it aloud. Encourage children to share their thoughts about each Scripture.

“Glory, Glory Affirmation Cards”

Invite children to create reminders of God’s glory and promises with the printable on page 17.

Glory, Glory

AFFIRMATION CARDS

What are some ways you can remind yourself daily about God's glory?
Cut out and decorate these affirmation cards. Write your favorite Bible verses and reminders in the blank cards below.

<p>"We have small troubles for a while now, but they are helping us gain an eternal glory. That glory is much greater than the troubles."</p> <p>2 CORINTHIANS 4:17</p>	<p>"So, whether you eat or drink, or whatever you do, do all to the glory of God."</p> <p>1 CORINTHIANS 10:31</p>	<p>"I have told you these things so that in Me you may have peace. You will have suffering in this world. Be courageous! I have conquered the world."</p> <p>JOHN 16:33</p>

Lesson Five

THE GLORY OF HEAVEN

God is glorious. His glory is found in everything. God's glory is displayed in all He has made, including Heaven. Did you know Heaven is sometimes called glory?

Heaven is the place people go after they die if they believe in Jesus. It is like a big mansion where God lives, with many fantastic bedrooms for people to stay in and gardens full of beautiful flowers and plants. Heaven is a full display of the perfect and beautiful glory of God.

If we believe that Jesus came to earth, died, and rose again, then we will get to go to Heaven one day to join Jesus. We will meet God at His house in glory. In Heaven, we will never be sad. We may even get to eat our favorite foods all day. We will also get new bodies and worship God together.

Lesson Five

THE GLORY OF HEAVEN

Bottom Line:

Heaven is glorious. If we believe that Jesus came to earth, died, and rose again, we will get to go to Heaven one day to join Jesus.

Big Picture Question:

Have you ever thought about Heaven? What do you think it is like?

Memory Verse: John 14:2-3

“There are many rooms in my Father’s house. I would not tell you this if it were not true. I am going there to prepare a place for you. After I go and prepare a place for you, I will come back. Then I will take you to be with me so that you may be where I am.” (ICB)

Lesson Five

THE GLORY OF HEAVEN

Activities

Bible Drill: Psalm 73:34, Acts 1:9-11, Revelation 21:4

Invite children to find the Scriptures mentioned above. The first child to find a verse in the Bible gets to read it aloud. Encourage children to share their thoughts about each Scripture.


“Imagining Heaven”

Use the worksheet on page 21 to invite children to illustrate what they think Heaven looks like.



Imagining HEAVEN

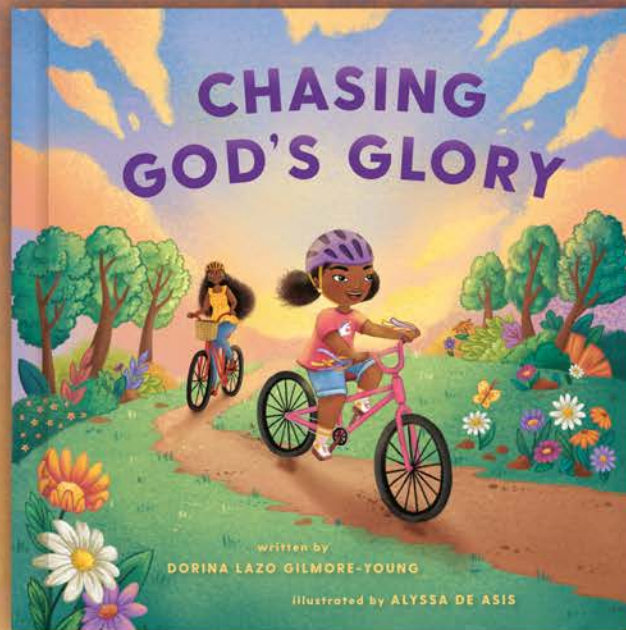
What does Heaven look like? What will your room that Jesus will prepare for you be like? Illustrate it in the space below.



THANK YOU FOR DOWNLOADING THIS MINISTRY RESOURCE

We'd love to stay connected
@DorinaGilmore
@WaterBrookMultnomahKids

**Add *Chasing God's Glory*
to your book collection**



Available wherever books are sold

DorinaGilmore.com
WaterBrookMultnomah.com

WATERBROOK

