

UPS CampusShip: View/Print Label

1. **Ensure there are no other shipping or tracking labels attached to your package.** Select the Print button on the print dialog box that appears. Note: If your browser does not support this function select Print from the File menu to print the label.

2. **Fold the printed label at the solid line below.** Place the label in a UPS Shipping Pouch. If you do not have a pouch, affix the folded label using clear plastic shipping tape over the entire label.

3. GETTING YOUR SHIPMENT TO UPS**Customers with a Daily Pickup**

Your driver will pickup your shipment(s) as usual.

Customers without a Daily Pickup

Take your package to any location of The UPS Store®, UPS Access Point(TM) location, UPS Drop Box, UPS Customer Center, Staples® or Authorized Shipping Outlet near you. Items sent via UPS Return Services(SM) (including via Ground) are also accepted at Drop Boxes. To find the location nearest you, please visit the Resources area of CampusShip and select UPS Locations.

Schedule a same day or future day Pickup to have a UPS driver pickup all your CampusShip packages.




Hand the package to any UPS driver in your area.

UPS Access Point™
THE UPS STORE
3578 HARTSEL DR
COLORADO SPRINGS ,CO 80920

UPS Access Point™
ASO - THE MAIL CENTER 6547
6547 N ACADEMY BLVD
COLORADO SPRINGS ,CO 80918

UPS Access Point™
THE UPS STORE
6660 DELMONICO DR
COLORADO SPRINGS ,CO 80919

FOLD HERE

CHRIS SIGFRIDS 7195904999 WATERBROOK MULTNOMAH 10807 NEW ALLEGIANCE DR COLORADO SPRINGS CO 80921	4 LBS	1 OF 1
SHIP TO: TIMOTHY SMITH 37 MARKET STREET ONANCOCK VA 23417-1911		
	MD 218 9-41 	1
UPS NEXT DAY AIR TRACKING #: 1Z 1X0 W00 01 9914 8747		
		
BILLING: P/P		
Reference 1: Marketing/Publicity		
CS 20.0.32. MACNVS0 97.0A 01/2018		
